
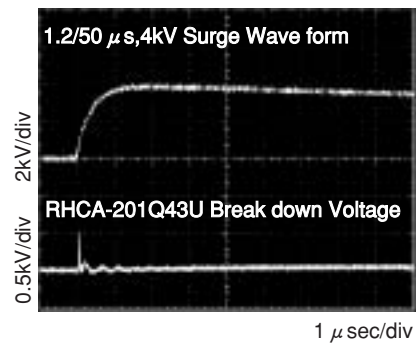

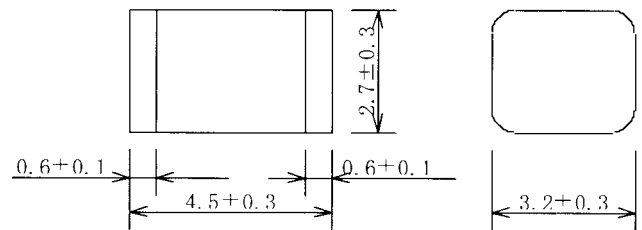
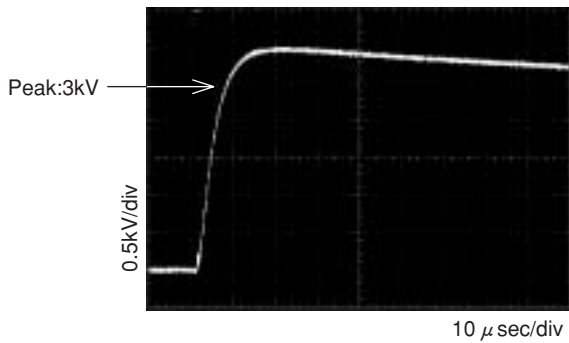


● **RHCA Series (4532)**

- Surge current capacity 2000A 8/20 μ s
- Surface Mounted Gas Arrester
- Micro-Gap Design
- Applications :
 - CATV modem
 - Telecom, xBase T, Hab Protection
 - Security Systems
 - Data Acquisition
 - Audio Systems



● **Surge Absorption Characteristics at EN61000-4-5**



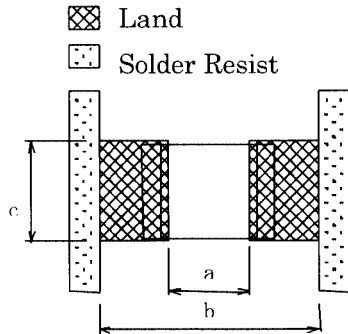
Electrical Specifications

Model	Test	DC spark-over Voltage	Insulation Resistance	Electrostatic Capacitance	Surge Current CapaClty	Impulse Withstanding Voltage capacity
RHCA-201Q43	B U	200V (140~260)	100M Ω Min. (DC100V)	0.6pF Max. (1MHz-1V)	8/20 μ s 2000A	10/700 μ s 3kV Positive/Negative 5 times each
RHCA-301Q43	B U	300V (210~390)				
RHCA-351Q43	B U	350V (245~455)				
RHCA-401Q43	B U	400V (280~520)				

Part number system

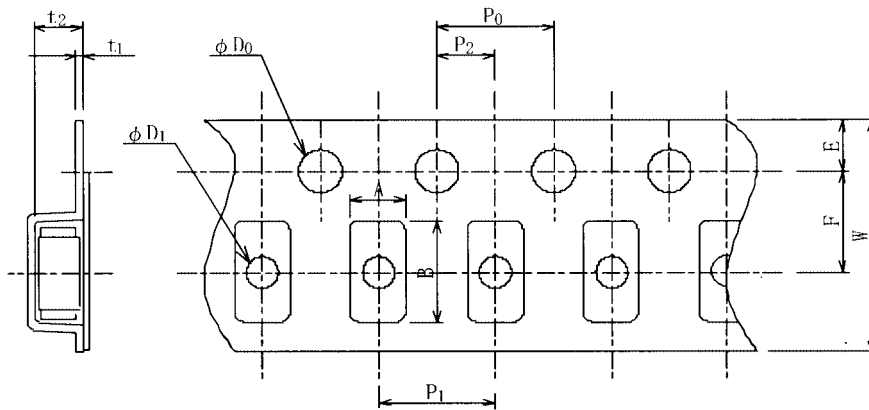
RCCA	201	Q	43	U		
Series	DC spark-over Voltage 201 : 20 \times 10 ¹ =200V	Tolerance		Packing form		
		P	Q	43	U	B
		\pm 20%	\pm 30%	4.5(L) \times 3.2(W)	Taping	Bulk

● Recommended land pattern



	Dimensions [mm]		
	a	b	C
Reflow soldering	2.7	6.5 to 8.5	3.4
Flow soldering	2.9	6.5 to 9.5	3.6

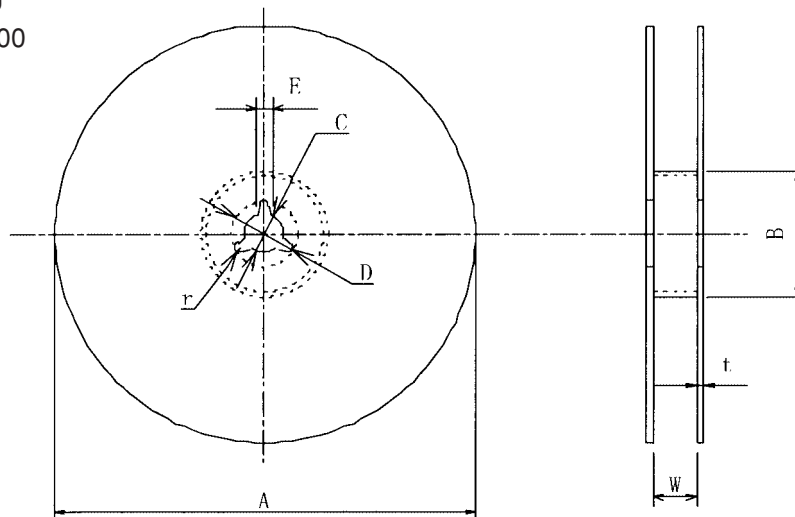
● Plastic Tape Dimensioning



								[mm]
A	B	W	F	E	P ₁	P ₂	P ₀	
3.6±0.2	4.9±0.2	12.0±0.3	5.5±0.05	1.75±0.1	8.0±0.1	2.0±0.05	4.0±0.1	
D ₀	D ₁	t ₁	t ₂					
φ 1.5 ^{+0.1} ₋₀	φ 1.65±0.15	0.30±0.1	3.0±0.2					

● Reel Dimensioning

Minimum Quantity : 3000



								[mm]
A	B	C	D	E	W	t	r	
φ 330±2	φ 80±0.5	φ 13.0±0.5	φ 21±0.8	2.0±0.5	13.5 ^{+1.0} _{-0.5}	1.6±0.5	1.0	