




# Miniature Paint Insulated Metal Film Fixed Resistors

## Feature

Automatic insertion with 5 mm pitch for high density assembly is available. (1/4W)



## Power Rating

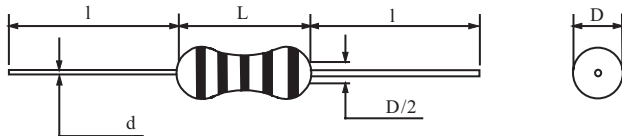
Model No.	Power Rating	Max. Working Voltage	Max. Overload Voltage	Resistance Range	T.C.R.	Tolerance	Rating Ambient Temp.	Operating Temp. Range
	[W]	[V]	[V]	[Ω]	[ppm/°C]	[%]	[°C]	[°C]
RNM1/4	0.25	250	500	1~100k	±100	±0.5	+70	-55~+155
				10~100k	±50			
RNM1/2	0.50	350	700	1~100k	±100	±1.0	+70	-55~+155
				10~100k	±50			

☆ Rated Voltage:  $\sqrt{P \cdot R}$  (P=Rated power (W), R=Nominal resistance(Ω)) Rated Voltage shall be either the calculated rated voltage or Max. Working Voltage whichever less.

☆D(±0.5%):100~100kΩ (All size available)

☆Metal plated film is used for the resistance value of less than 10Ω.

## Dimensions

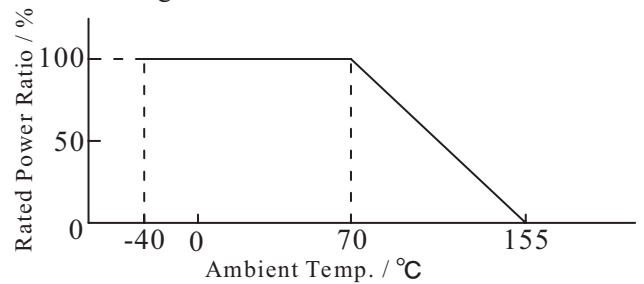


☆Marking: G(±2.0),J(±5.0) are 4 color code lines

☆Body color: Ivory

Model No.	Dimensions(mm)			
	L	D	l	d
RNM1/4	3.4max.	1.7±0.3	27min.	0.5±0.05
RNM1/2	6.4±0.8	2.3±0.4	27min.	0.6±0.1

## Derating Curve



## Model Designation

RNM 1/4 C3 100Ω F TU  
 ① ② ③ ④ ⑤ ⑥

		Symbol	Meaning
①	Model No.	RNM	MINIATURE PAINT INSULATED FIXED METAL FILM RESISTORS
②	Power Rating	1/4	0.25W
		1/2	0.5W
③	T.C.R.	C2	±50ppm/°C
		C3	±100ppm/°C
④	Resistance	100Ω	Standard Resistance E-24, E-96 Series
		For detail description about resistance marking, please refer to "General Specifications."	
⑤	Tolerance	D	±0.5%
		F	±1.0%
⑥	Forming, Packaging	TU, TP	Axial Taping
		RP	Radial Taping
		For detail description about forming and taping specification, please refer to Taping Specification page in "General Specifications."	