
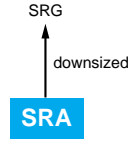


SRA Series

- 7mm height, 1000-hours-life at 85°C
- Non solvent-proof type
- Pb-free design

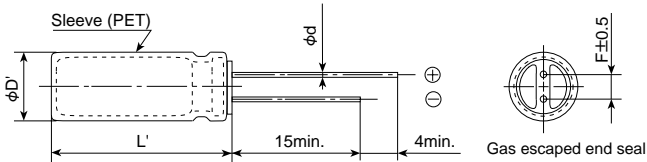


◆ SPECIFICATIONS

Items	Characteristics									
Category Temperature Range	-40 to +85°C									
Rated Voltage Range	4 to 63V _{dc}									
Capacitance Tolerance	±20% (M) (at 20°C, 120Hz)									
Leakage Current	I=0.01CV or 3μA, whichever is greater. Where, I : Max. leakage current (μA), C : Nominal capacitance (μF), V : Rated voltage (V) (at 20°C after 2 minutes)									
Dissipation Factor (tanδ)	Rated voltage (V _{dc})	4V	6.3V	10V	16V	25V	35V	50V	63V	
	tanδ (Max.)	0.35	0.24	0.20	0.16	0.14	0.12	0.10	0.08	(at 20°C, 120Hz)
Low Temperature Characteristics (Max. Impedance Ratio)	Rated voltage (V _{dc})	4V	6.3V	10V	16V	25V	35V	50V	63V	
	Z(-25°C)/Z(+20°C)	4	4	3	2	2	2	2	2	(at 120Hz)
	Z(-40°C)/Z(+20°C)	10	10	8	6	4	3	3	3	
Endurance	The following specifications shall be satisfied when the capacitors are restored to 20°C after the rated voltage is applied for 1000 hours at 85°C.									
	Capacitance change	≤±20% of the initial value								
	D.F. (tanδ)	≤200% of the initial specified value								
	Leakage current	≤The initial specified value								
Shelf Life	The following specifications shall be satisfied when the capacitors are restored to 20°C after exposing them for 500 hours at 85°C without voltage applied.									
	Capacitance change	≤±20% of the initial value								
	D.F. (tanδ)	≤200% of the initial specified value								
	Leakage current	≤The initial specified value								

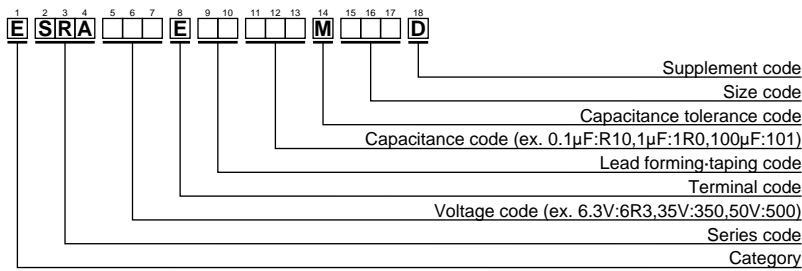
◆ DIMENSIONS [mm]

- Terminal Code : E



φD	4	5	6.3	8
φd	0.45	0.45	0.45	0.45
F	1.5	2.0	2.5	3.5
φD'	φD+0.5max.			
L'	L+1.0max.			

◆ PART NUMBERING SYSTEM



Please refer to "A guide to global code (radial lead type)"

◆STANDARD RATINGS

WV (Vdc)	Cap (μF)	Case size φDXL(mm)	tanδ	Rated ripple current (mA rms/85°C,120Hz)	Part No.
4	33	4×7	0.35	26	ESRA4R0E□□330MD07D
	47	4×7	0.35	34	ESRA4R0E□□470MD07D
	100	5×7	0.35	61	ESRA4R0E□□101ME07D
	220	6.3×7	0.35	95	ESRA4R0E□□221MF07D
	470	8×7	0.35	154	ESRA4R0E□□471MH07D
6.3	22	4×7	0.24	31	ESRA6R3E□□220MD07D
	47	5×7	0.24	47	ESRA6R3E□□470ME07D
	330	8×7	0.24	156	ESRA6R3E□□331MH07D
10	33	5×7	0.20	43	ESRA100E□□330ME07D
	100	6.3×7	0.20	80	ESRA100E□□101MF07D
	220	8×7	0.20	140	ESRA100E□□221MH07D
16	10	4×7	0.16	25	ESRA160E□□100MD07D
	22	5×7	0.16	39	ESRA160E□□220ME07D
	47	6.3×7	0.16	59	ESRA160E□□470MF07D
	100	6.3×7	0.16	97	ESRA160E□□101MF07D
25	33	6.3×7	0.14	53	ESRA250E□□330MF07D
	47	6.3×7	0.14	71	ESRA250E□□470MF07D
35	4.7	4×7	0.12	20	ESRA350E□□4R7MD07D
	10	5×7	0.12	30	ESRA350E□□100ME07D
	22	6.3×7	0.12	47	ESRA350E□□220MF07D
	33	6.3×7	0.12	64	ESRA350E□□330MF07D
	47	8×7	0.12	83	ESRA350E□□470MH07D

WV (Vdc)	Cap (μF)	Case size φDXL(mm)	tanδ	Rated ripple current (mA rms/85°C,120Hz)	Part No.
50	0.10	4×7	0.10	1.3	ESRA500E□□R10MD07D
	0.22	4×7	0.10	2.9	ESRA500E□□R22MD07D
	0.33	4×7	0.10	3.5	ESRA500E□□R33MD07D
	0.47	4×7	0.10	5.0	ESRA500E□□R47MD07D
	1.0	4×7	0.10	10	ESRA500E□□R10MD07D
	2.2	4×7	0.10	15	ESRA500E□□R22MD07D
	3.3	4×7	0.10	18	ESRA500E□□R33MD07D
	4.7	5×7	0.10	23	ESRA500E□□R47ME07D
	10	6.3×7	0.10	34	ESRA500E□□R100MF07D
	22	6.3×7	0.10	57	ESRA500E□□R220MF07D
	33	8×7	0.10	76	ESRA500E□□R330MH07D
63	0.10	4×7	0.08	1.3	ESRA630E□□R10MD07D
	0.22	4×7	0.08	2.9	ESRA630E□□R22MD07D
	0.33	4×7	0.08	4.4	ESRA630E□□R33MD07D
	0.47	4×7	0.08	7.9	ESRA630E□□R47MD07D
	1.0	4×7	0.08	11	ESRA630E□□R10MD07D
	2.2	4×7	0.08	17	ESRA630E□□R22MD07D
	3.3	5×7	0.08	21	ESRA630E□□R33ME07D
	4.7	6.3×7	0.08	26	ESRA630E□□R47MF07D
	10	6.3×7	0.08	47	ESRA630E□□R100MF07D

□□ : Lead forming / Taping code