


CM Series

◆ MAJOR USES

- Output choke coils for Switching Mode Power Supply
- For DC-DC converter
- Normal mode choke coils for noise control

◆ FEATURES

- Smaller size in comparison with ferrite choke coil by about half in volume
- Lower core loss in comparison with silicon steel sheet by about half
- More excellent DC bias and temperature characteristics in comparison with dust choke

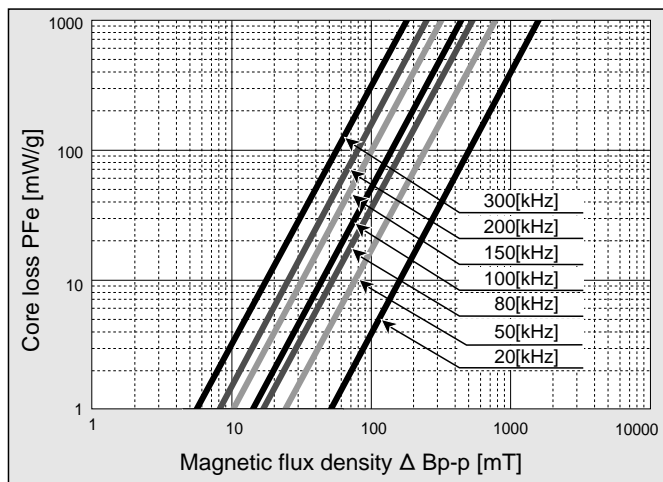


◆ CORE STANDARD SPECIFICATIONS

Core Part No. (Old Core Part No.)	Abbreviation	Cross Sectional Area cm ²	Magnetic Path Length cm	Outside Dimensions			Inductance Coefficient AL Value		
				Outer Diameter mm	Width mm	Height mm	I _{dc} =0[A] μH	Rated Current* μH	Rated Current Ampere Turn [AT]
LNC181210G (C181210G)	G3	0.264	4.71	21.0	9.0	12.5	0.122	0.116	150
LNC191305G (C191305G)	G4	0.132	5.03	22.0	10.0	8.0	0.050	0.045	200
LNC221310G (C221310G)	G6	0.396	5.50	24.7	10.5	12.0	0.164	0.147	190
LNC251510G (C251510G)	G7	0.440	6.28	28.3	12.7	12.3	0.133	0.120	300
LNC251515G (C251515G)	G8	0.660	6.28	28.3	12.7	17.5	0.185	0.170	330
LNC322010G (C322010G)	G9	0.528	8.17	35.2	17.5	12.3	0.137	0.125	330
LNC372310G (C372310G)	G0	0.616	9.42	40.5	19.5	13.0	0.154	0.140	350
LNC372315G (C372315G)	GJ	0.924	9.42	40.5	19.5	18.0	0.210	0.190	400
LNC462715G (C462715G)	GQ	1.254	11.5	49.4	22.7	18.0	0.235	0.207	450
LNC462725G (C462725G)	GK	2.090	11.5	49.4	22.7	28.0	0.360	0.320	550

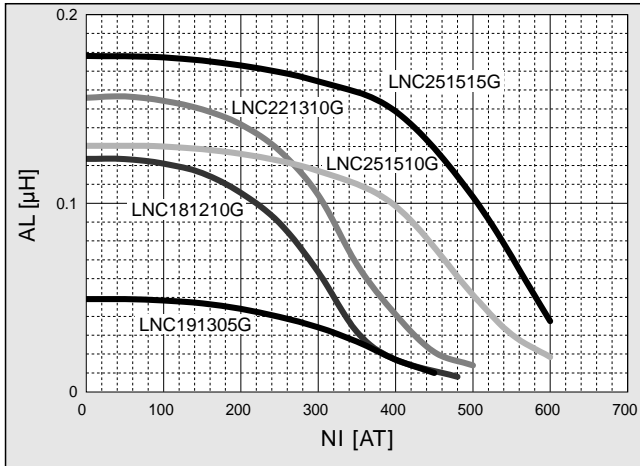
◆ CORE LOSS CHARACTERISTICS

- CM choke



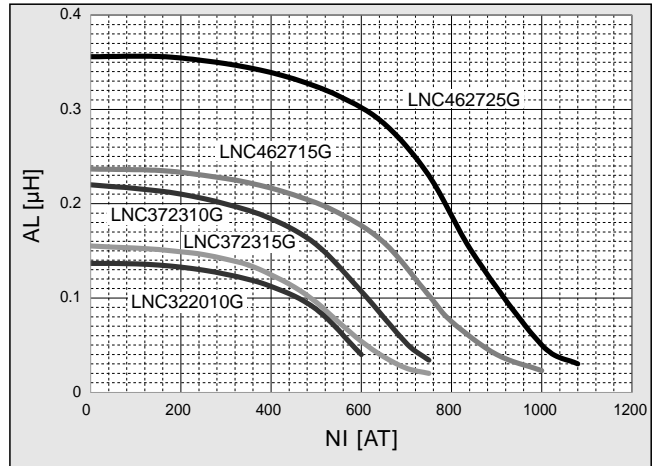
◆D.C. BIAS CHARACTERISTICS AL-AT(1)

●Frequency : 10[kHz]

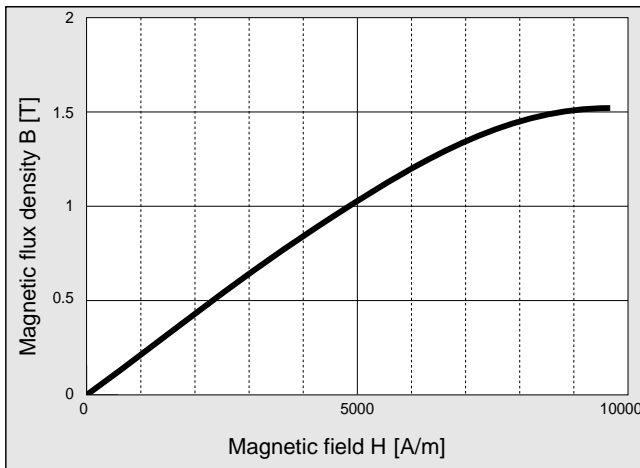


◆D.C. BIAS CHARACTERISTICS AL-AT(2)

●Frequency : 10[kHz]

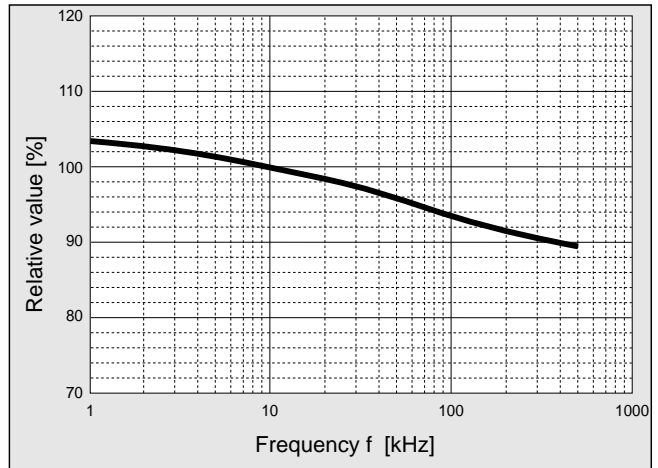


◆MAGNETIC FIELD - MAGNETIC DENSITY



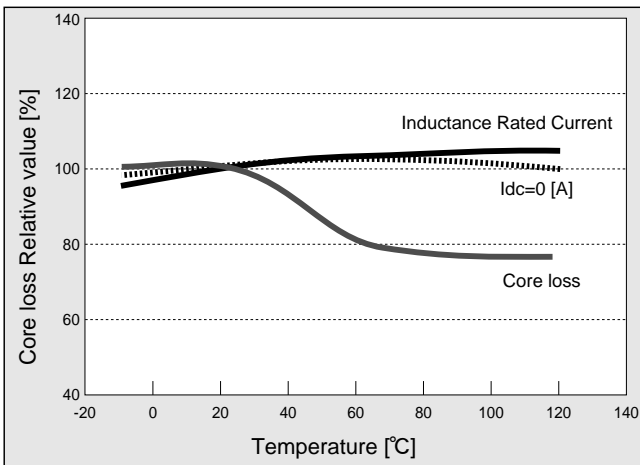
◆FREQUENCY - INDUCTANCE CHARACTERISTICS

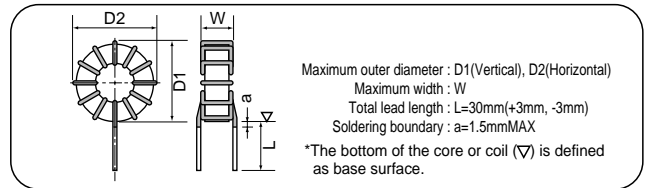
●CM Core



◆TEMPERATURE DEPENDENCE - INDUCTANCE AND CORE LOSS

●Frequency : 100[kHz]





◆ COIL STANDARD SPECIFICATIONS

Coil Part No. (Old Coil Part No.)	Rated Current A	Inductance (10kHz) ^{*1}		D.C.R. mΩ (max)	Winding ^{*2} mmφ×lines-turns	Outside Dimensions		
		0[A] μH	Rating μH			D1 mm	D2 mm	W mm
● LACM002601G3-V00 (CM02601G3)	2	645	600	190	0.6×1P-71T	23.5	24.0	16.0
● LACM003401G3-V00 (CM03401G3)	3	420	400	92	0.8×1P-60T	24.5	25.0	17.5
● LACM004201G3-V00 (CM04201G3)	4	209	200	51	0.9×1P-42T	24.5	25.0	16.5
● LACM006101G3-V00 (CM06101G3)	6	110	100	24	0.8×2P-30T	24.5	25.0	17.5
● LACM008700G3-V00 (CM08700G3)	8	85	70	17	0.9×2P-26T	25.0	25.5	19.0
LACM002401G4-V00 (CM02401G4)	2	425	400	190	0.6×1P-92T	24.5	25.0	12.5
LACM003201G4-V00 (CM03201G4)	3	210	200	76	0.8×1P-65T	25.5	26.0	14.0
LACM003251G4-V00 (CM03251G4)	3	265	250	87	0.8×1P-73T	25.5	26.0	13.5
LACM004101G4-V00 (CM04101G4)	4	110	100	43	0.9×1P-46T	25.5	26.0	13.0
LACM006500G4-V00 (CM06500G4)	6	55	50	20	0.8×2P-33T	25.5	26.0	14.0
LACM008300G4-V00 (CM08300G4)	8	33	30	13	0.9×2P-25T	26.0	26.5	14.0
LACM010150G4-V00 (CM10150G4)	10	18	15	8	1.0×2P-18T	26.5	27.0	13.5
◎ LACM001152G6-V00 (CM01152G6)	1	1530	1500	390	0.5×1P-98T	27.0	27.5	15.5
◎ LACM002102G6-V00 (CM02102G6)	2	1050	1000	230	0.6×1P-82T	27.5	28.0	16.0
◎ LACM003501G6-V00 (CM03501G6)	3	560	500	95	0.8×1P-59T	28.0	28.5	17.0
◎ LACM003601G6-V00 (CM03601G6)	3	690	600	110	0.8×1P-66T	28.0	28.5	18.0
◎ LACM004251G6-V00 (CM04251G6)	4	271	250	52	0.9×1P-41T	28.5	29.0	17.0
◎ LACM004301G6-V00 (CM04301G6)	4	339	300	59	0.9×1P-46T	28.5	29.0	17.0
◎ LACM004451G6-V00 (CM04451G6)	4	560	450	80	0.9×1P-60T	28.0	28.5	17.5
◎ LACM005151G6-V00 (CM05151G6)	5	165	150	34	1.0×1P-32T	28.5	29.0	17.5
◎ LACM006151G6-V00 (CM06151G6)	6	171	150	27	0.8×2P-33T	28.0	28.5	17.5
◎ LACM010500G6-V00 (CM10500G6)	10	60	50	11	1.0×2P-19T	28.5	29.0	18.0
◎ LACM010700G6-V00 (CM10700G6)	10	85	70	13	1.0×2P-23T	29.5	30.0	18.5
◎ LACM015150G6-V00 (CM15150G6)	15	17	15	5	1.0×3P-10T	28.5	29.0	17.5
◎ LACM020150G6-V00 (CM20150G6)	20	17	15	4	1.0×4P-10T	29.0	29.5	18.5

*1 Rated inductance tolerance : ±25%, the inductance at current 0[A] indicates the reference value.

*2 The number of turns indicates the reference value.

The specification of the inductance takes precedence over that of the number of turns.

There is a horizontal putting type in all items in the above list. "V" changes into "H" in last the third digit of the name of items.

There is a type with the length putting seat in ● item in the above list. "V" changes into "D" in last the third digit of the name of items.

There are the type with the length putting seat and the horizontal putting seat in ◎ item.

The type with the length putting seat is "V" changes into "B" in last the third digit of the name of items.

*Order the auxiliary pins separately if they are required for the pedestal.

Please select them according to the situation.

◆ COIL STANDARD SPECIFICATIONS

Coil Part No. (Old Coil Part No.)	Rated Current A	Inductance (10kHz) ¹		D.C.R. mΩ (max)	Winding ² mmφ×lines-turns	Outside Dimensions		
		0[A] μH	Rating μH			D1 mm	D2 mm	W mm
LACM004401G7-V00 (CM04401G7)	4	420	400	77	0.9×1P- 57T	32.0	32.5	18.0
LACM006201G7-V00 (CM06201G7)	6	207	200	35	0.8×2P- 40T	32.0	32.5	18.0
LACM006261G7-V00 (CM06261G7)	6	270	260	41	0.8×2P- 46T	32.0	32.5	18.5
LACM008101G7-V00 (CM08101G7)	8	108	100	20	0.9×2P- 29T	32.5	33.0	18.0
LACM008151G7-V00 (CM08151G7)	8	160	150	24	0.9×2P- 35T	32.5	33.0	18.5
LACM008191G7-V00 (CM08191G7)	8	215	190	33	0.9×2P- 41T	32.5	33.0	19.5
LACM010101G7-V00 (CM10101G7)	10	110	100	16	1.0×2P- 29T	32.5	33.0	18.5
LACM010121G7-V00 (CM10121G7)	10	140	120	19	1.0×2P- 33T	33.0	33.5	19.5
LACM015300G7-V00 (CM15300G7)	15	35	30	7	1.0×3P- 16T	32.5	33.0	19.0
LACM015500G7-V00 (CM15500G7)	15	55	50	9	1.0×3P- 21T	33.0	33.5	19.5
LACM020300G7-V00 (CM20300G7)	20	35	30	6	1.0×4P- 17T	33.0	33.5	20.0
LACM025150G7-V00 (CM25150G7)	25	19	15	4	1.0×5P- 12T	33.0	33.5	20.0
LACM025200G7-V00 (CM25200G7)	25	26	20	4	1.0×5P- 14T	33.0	33.5	20.0
LACM030100G7-V00 (CM30100G7)	30	12	10	3	1.0×6P- 9T	33.5	34.0	20.0
LACM030130G7-V00 (CM30130G7)	30	16	13	3	1.0×6P- 11T	34.0	34.5	20.0
LACM002192G8-V00 (CM02192G8)	2	1940	1900	390	0.6×1P-103T	31.0	31.5	22.5
LACM004501G8-V00 (CM04501G8)	4	510	500	92	0.9×1P- 53T	32.5	33.0	24.0
LACM005301G8-V00 (CM05301G8)	5	306	300	58	1.0×1P- 41T	33.0	33.5	24.5
LACM010151G8-V00 (CM10151G8)	10	170	150	22	1.0×2P- 30T	33.0	33.5	25.5
LACM015700G8-V00 (CM15700G8)	15	75	70	11	1.0×3P- 20T	33.5	34.0	26.0
LACM020400G8-V00 (CM20400G8)	20	45	40	7	1.0×4P- 16T	33.5	34.0	26.0
LACM025250G8-V00 (CM25250G8)	25	27	25	5	1.0×5P- 12T	33.5	34.0	26.5
LACM003102G9-V00 (CM03102G9)	3	1070	1000	170	0.8×1P- 88T	39.0	39.5	19.0
LACM005671G9-V00 (CM05671G9)	5	745	670	75	1.1×1P- 75T	40.5	41.0	20.0
LACM006301G9-V00 (CM06301G9)	6	335	300	48	0.8×2P- 49T	39.5	40.0	19.0
LACM008251G9-V00 (CM08251G9)	8	289	250	37	0.9×2P- 45T	39.5	40.0	19.0
LACM010191G9-V00 (CM10191G9)	10	220	190	21	1.1×2P- 41T	41.0	41.5	21.0
LACM015850G9-V00 (CM15850G9)	15	100	85	10	1.3×2P- 28T	41.0	41.5	21.5
LACM020450G9-V00 (CM20450G9)	20	55	45	7	1.2×3P- 20T	41.0	41.5	21.5
LACM025300G9-V00 (CM25300G9)	25	35	30	4	1.2×4P- 17T	42.0	42.5	21.5
LACM030200G9-V00 (CM30200G9)	30	23	20	3	1.3×4P- 13T	42.0	42.5	22.0

◆ COIL STANDARD SPECIFICATIONS

Coil Part No. (Old Coil Part No.)	Rated Current A	Inductance (10kHz) ¹⁾		D.C.R. mΩ (max)	Winding ²⁾ mmφ×lines-turns	Outside Dimensions		
		0[A] μH	Rating μH			D1 mm	D2 mm	W mm
LACM006501G0-V00 (CM06501G0)	6	569	500	61	0.8×2P-63T	44.0	44.5	19.5
LACM008301G0-V00 (CM08301G0)	8	381	300	38	0.9×2P-50T	44.0	44.5	19.5
LACM010201G0-V00 (CM10201G0)	10	255	200	27	1.0×2P-41T	45.0	45.5	20.0
LACM015900G0-V00 (CM15900G0)	15	135	90	13	1.0×3P-28T	45.0	45.5	20.0
LACM020500G0-V00 (CM20500G0)	20	70	50	8	1.0×4P-20T	45.0	45.5	20.5
LACM025300G0-V00 (CM25300G0)	25	38	30	6	1.0×5P-16T	45.0	45.5	20.0
LACM030250G0-V00 (CM30250G0)	30	35	25	5	1.0×6P-15T	45.5	46.0	20.5
LACM035150G0-V00 (CM35150G0)	35	18	15	4	1.0×7P-11T	45.5	46.0	20.5
LACM040100G0-V00 (CM40100G0)	40	16	10	3	1.3×5P- 9T	46.0	46.5	20.5
LACM004102GJ-V00 (CM04102GJ)	4	1080	1000	140	0.9×1P-71T	44.0	44.5	23.0
LACM005501GJ-V00 (CM05501GJ)	5	509	500	74	1.0×1P-49T	44.0	44.5	22.5
LACM008401GJ-V00 (CM08401GJ)	8	450	400	43	0.9×2P-46T	44.5	45.0	24.5
LACM010301GJ-V00 (CM10301GJ)	10	380	300	31	1.0×2P-40T	45.0	45.5	25.0
LACM015121GJ-V00 (CM15121GJ)	15	137	120	14	1.0×3P-25T	45.5	46.0	25.5
LACM020700GJ-V00 (CM20700GJ)	20	83	70	12	1.0×4P-20T	45.5	46.0	25.5
LACM025500GJ-V00 (CM25500GJ)	25	60	50	7	1.0×5P-17T	46.0	46.5	26.0
LACM030300GJ-V00 (CM30300GJ)	30	38	30	4	1.0×6P-13T	45.5	46.0	26.0
LACM040150GJ-V00 (CM40150GJ)	40	18	15	3	1.3×5P- 9T	46.0	46.5	26.5
LACM015201GQ-V00 (CM15201GQ)	15	255	200	20	1.0×3P-32T	54.0	54.5	26.0
LACM020101GQ-V00 (CM20101GQ)	20	125	100	12	1.0×4P-23T	54.5	55.0	25.5
LACM020141GQ-V00 (CM20141GQ)	20	190	140	13	1.0×4P-28T	55.0	55.5	27.0
LACM025700GQ-V00 (CM25700GQ)	25	79	70	8	1.0×5P-19T	54.5	55.0	26.0
LACM035300GQ-V00 (CM35300GQ)	35	35	30	5	1.0×7P-12T	55.0	55.5	26.0
LACM040200GQ-V00 (CM40200GQ)	40	24	20	3	1.3×5P-10T	55.5	56.0	26.0
LACM010501GK-V00 (CM10501GK)	10	530	500	44	1.0×2P-39T	54.5	55.0	34.5
LACM015301GK-V00 (CM15301GK)	15	350	300	24	1.0×3P-31T	55.0	55.5	36.0
LACM015451GK-V00 (CM15451GK)	15	516	450	30	1.0×3P-38T	55.5	56.0	36.5
LACM020201GK-V00 (CM20201GK)	20	250	200	15	1.0×4P-26T	55.0	55.5	36.0
LACM025101GK-V00 (CM25101GK)	25	115	100	9	1.0×5P-18T	55.5	56.0	35.5
LACM030101GK-V00 (CM30101GK)	30	115	100	8	1.0×6P-18T	55.5	56.0	36.5
LACM035500GK-V00 (CM35500GK)	35	60	50	6	1.0×7P-13T	56.0	56.5	36.5
LACM050200GK-V00 (CM50200GK)	50	23	20	3	1.3×6P- 8T	57.0	57.5	36.0
LACM060130GK-V00 (CM60130GK)	60	14	13	3	1.3×7P- 6T	57.0	57.5	36.0